

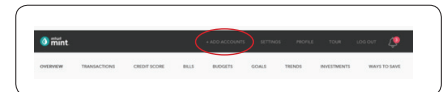
Biz Connect and Commercial Connect Mint.com Instructions

Follow these instructions for adding Biz Connect or Commercial Connect accounts to Mint.com.
If you need help with your login, please contact the Transition Helpline at 1-877-860-9449.

1 Log into your Mint.com Account

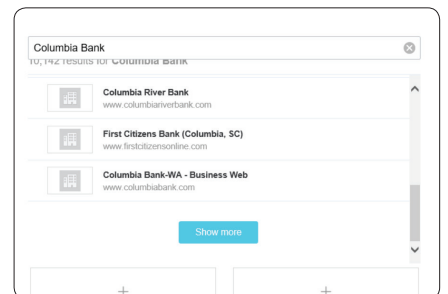

2 Add your Biz Connect or Commercial Connect Accounts.

Select Add Accounts from the top menu.



3 Find Your Account


Enter Columbia Bank-WA - Business Web in the Search box, select Columbia Bank-WA - Business Web in the results screen



4 Enter Your Login Credentials for Biz Connect or Commercial Connect.

Connect your account.

Connect your account

 Columbia Bank-WA - Business Web
https://www.columbiabank.com

Company ID

This field is required

User ID

Enter for Columbia Bank-WA - Business Web

Password

Enter for Columbia Bank-WA - Business Web

5 Disconnect the Accounts Attached to the Former Business Online Banking Platform

Delete any Columbia Bank accounts that do not have the identifier of Columbia Banking-WA – Business Web.